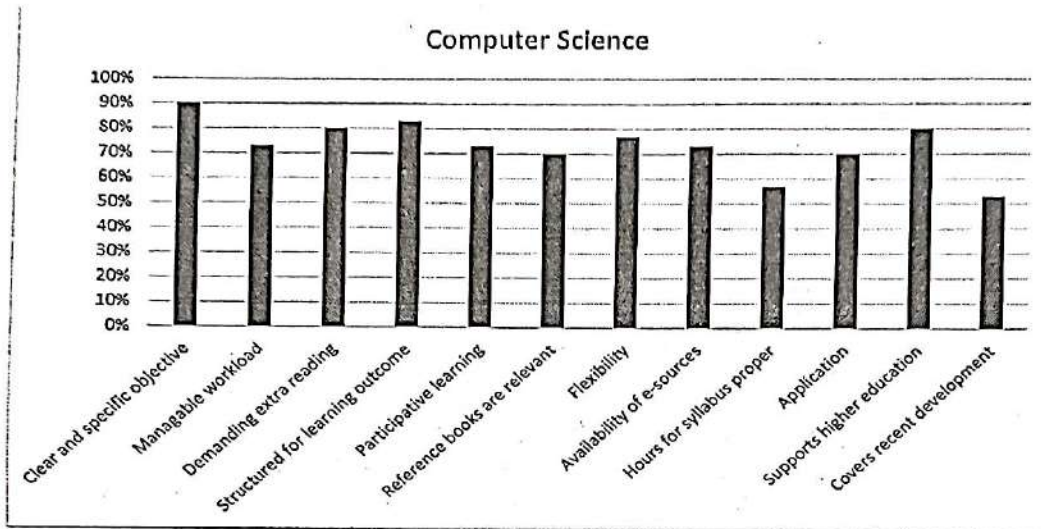
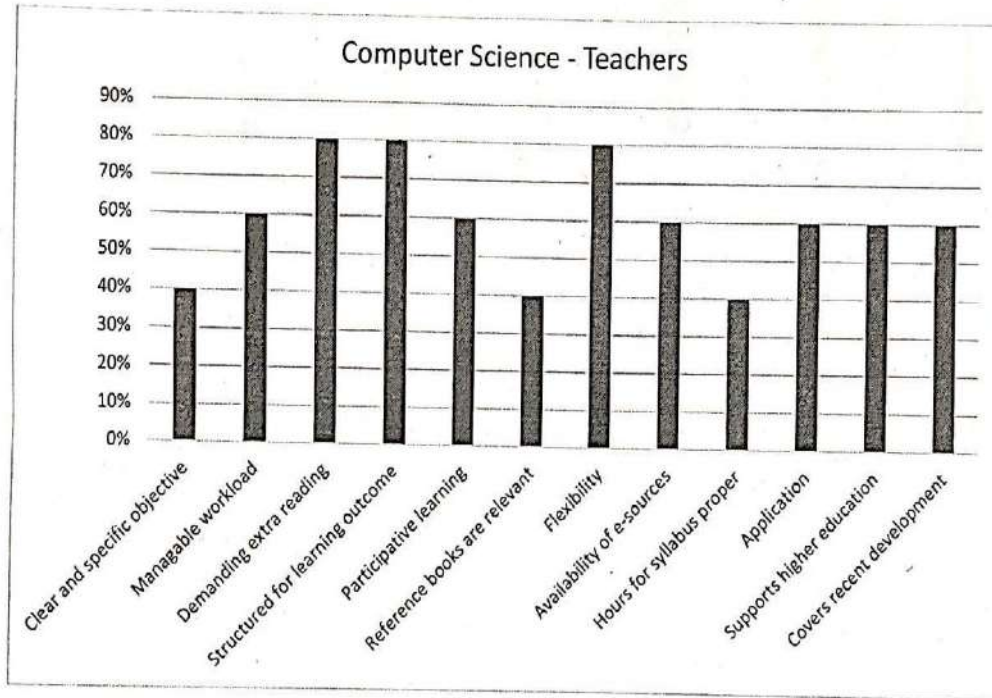



Criteria 1.4.1-Curriculum Feedback Analysis -2019'20

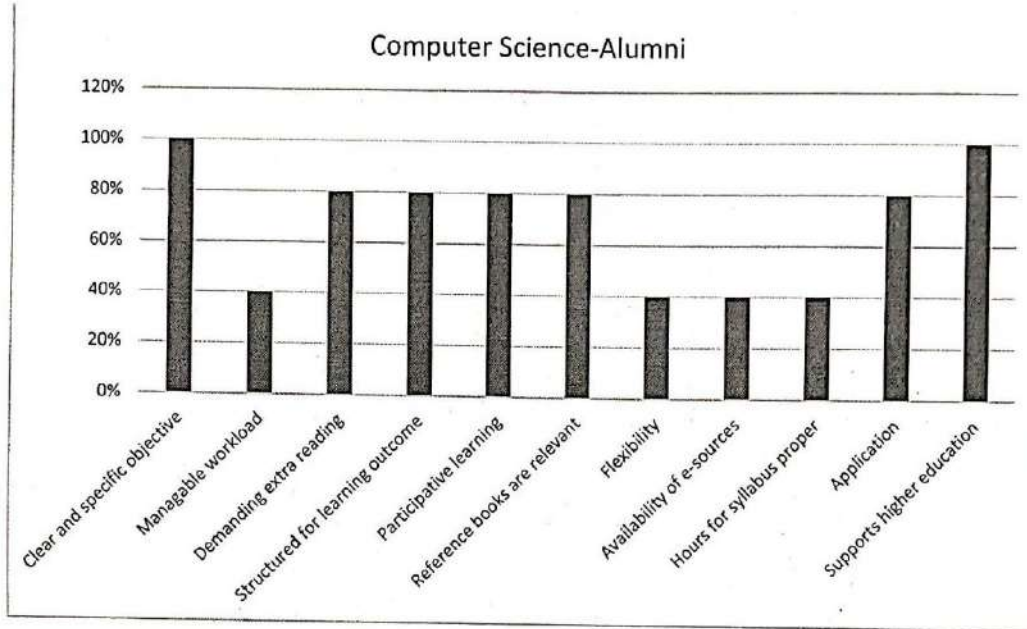
Feedback Analysis -Department of Computer Science



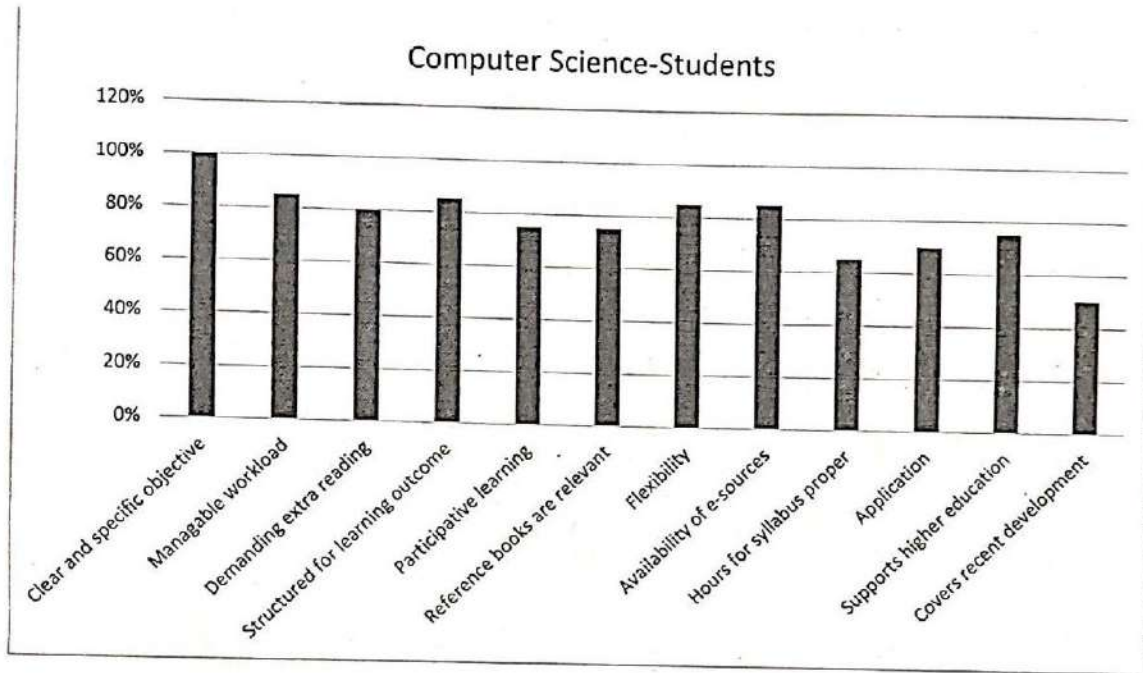
[Handwritten Signature]
C.H.O.D.
Fr. Dr. PAULACHAN K.J.
Principal




Fr. Dr. PAULACHAN K.J.
 Principal



Fr. Dr. PAULACHAN K.J.
Principal



(HOD)
Fr. Dr. PAULACHAN K.J.
 Principal

CS Dept-Feedback on Curriculum Percentage Analysis 2019(Stakeholders: Students-20/Teachers-5/Alumni-5 Total-30)

Sr.No	Rate the following questions as Instructed	Excellent	E%	V Good	VG%	Good	G%	Average	A%	Poor	Poor %
1	The Course objectives are clear and specific	6	20	8	27	13	43	2	7	1	3
2	The Course workload is manageable throughout the course	1	3	9	30	14	47	6	20	2	7
3	Extent to which the syllabus demands extra reading by the student	3	10	7	23	14	47	8	27	0	0
4	The Course is well structured to achieve the learning outcomes (there was a good	3	10	10	33	12	40	3	10	5	17
5	The learning and teaching methods encouraged participation.	2	7	8	27	10	33	5	17	3	10
6	Recommended reference books are relevant and appropriate	4	13	9	30	8	27	7	23	4	13
7	Flexibility of syllabus in core courses	3	10	8	27	12	40	6	20	1	3
8	Availability if syllabus-based e-resources	1	3	10	33	11	37	9	30	0	0
9	Proportionality of the syllabus to number of hours available	3	10	6	20	8	27	7	23	7	23
10	Application level of the subjects	2	7	4	13	15	50	5	17	3	10
11	Extent of support for Higher Education	2	7	9	30	13	43	5	17	2	7
12	Inclusion of latest developments in the subject	1	3	6	20	9	30	11	37	4	13



Fr. Dr. PAULACHAN K.J.
Principal

Verified
Shubing P (HOD)

Result analysis of Feedback 2019 - 2020														
Feedback based on Departments														
Department	1	2	3	4	5	6	7	8	9	10	11	12	Overall	
Computer Science	27	22	24	25	22	21	23	22	17	21	24	16		Number satisfied
	30	30	30	30	30	30	30	30	30	30	30	30		Total responses
	90%	73%	80%	83%	73%	70%	77%	73%	57%	70%	80%	53%	73%	% satisfied
Result analysis of Feedback 2019 - 2020														
Department	1	2	3	4	5	6	7	8	9	10	11	12	Overall	
Computer Science - Teachers	2	3	4	4	3	2	4	3	2	3	4	3		Number satisfied
	5	5	5	5	5	5	5	5	5	5	5	5		Total responses
	40%	60%	80%	80%	60%	40%	80%	60%	40%	60%	60%	60%	55%	% satisfied
Department	1	2	3	4	5	6	7	8	9	10	11	12	Overall	
Computer Science - Students	20	17	16	17	15	15	17	17	13	14	15	10		Number satisfied
	20	20	20	20	20	20	20	20	20	20	20	20		Total responses
	100%	85%	80%	85%	75%	75%	85%	85%	65%	70%	75%	50%	78%	% satisfied
Department	1	2	3	4	5	6	7	8	9	10	11	12	Overall	
Computer Science - Alumni	5	2	4	4	4	4	2	2	2	4	5	3		Number satisfied
	5	5	5	5	5	5	5	5	5	5	5	5		Total responses
	100%	40%	80%	80%	80%	80%	40%	40%	40%	80%	100%	60%	67%	% satisfied



Fr. Dr. PAULACHAN K.J.
Principal

Handwritten signature and initials

CS Department - Feedback Analysis 2019-2020											
Criteria 1.4 -Feedback on curriculum Percentage Analysis 2019-20(Stakeholders: Students-20/Teachers-5/Alumni-5 Total-30)											
Sr.No	Rate the following questions as Instructed	Excellent	E%	V Good	VG%	Good	G%	Average	A%	Poor	Poor %
1	The Course objectives are clear and specific	1	5	6	30	9	45	4	20	0	0
2	The Course workload is manageable throughout the course	2	10	3	15	8	40	3	15	4	20
3	Extent to which the syllabus demands extra reading by the student	2	10	5	25	8	40	2	10	3	15
4	The Course is well structured to achieve the learning outcomes.	6	30	7	35	4	20	3	15	0	0
5	The learning and teaching methods encouraged participation.	1	5	6	30	8	40	3	15	2	10
6	Recommended reference books are relevant and appropriate	3	15	5	25	7	35	2	10	3	15
7	Flexibility of syllabus in core courses	0	0	5	25	10	50	3	15	2	10
8	Availability if syllabus-based e-resources	0	0	7	35	7	35	6	30	0	0
9	Proportionality of the syllabus to number of hours available	1	5	6	30	6	30	5	25	2	10
10	Application level of the subjects	1	5	8	40	7	35	3	15	1	5
11	Extent of support for Higher Education	0	0	9	45	5	25	5	25	1	5
12	Inclusion of latest developments in the subject	0	0	4	20	9	45	4	20	3	15



Fr. Dr. PAULACHAN K.J.
Principal

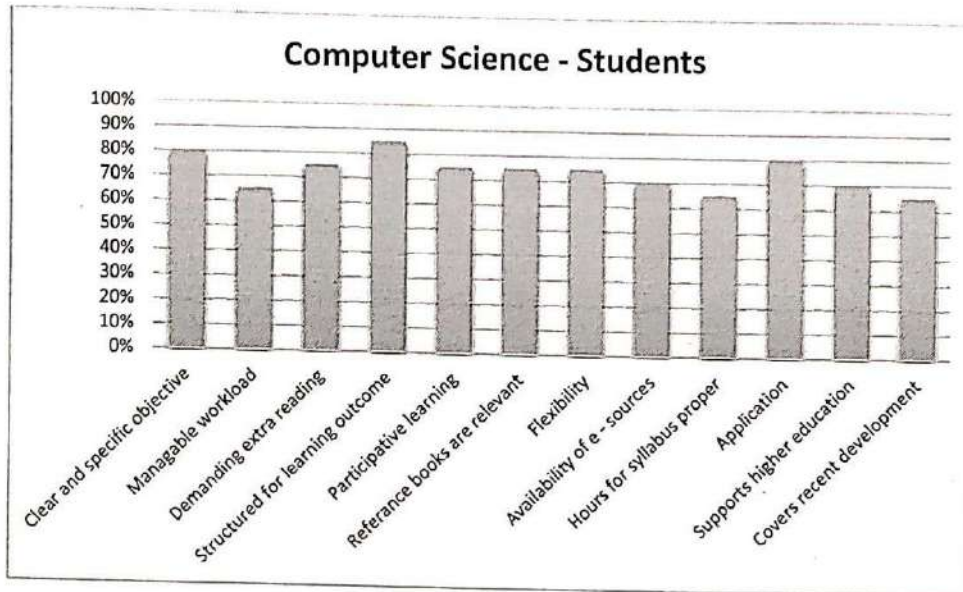
(Signature)
Principal

Result analysis of Feedback 2019-20														
Feedback based on Department														
Department	1	2	3	4	5	6	7	8	9	10	11	12	Overall	
Computer Science	26	22	23	27	23	25	24	22	22	24	24	19		Number satisfied
	30	30	30	30	30	30	30	30	30	30	30	30		Total responses
	87%	73%	77%	90%	77%	83%	80%	73%	73%	80%	80%	63%	78%	% satisfied
Result analysis of Feedback 2019-20														
Department	1	2	3	4	5	6	7	8	9	10	11	12	Overall	
Computer Science - Teachers	5	4	3	5	3	5	4	5	4	3	5	2		Number satisfied
	5	5	5	5	5	5	5	5	5	5	5	5		Total responses
	100%	80%	60%	100%	60%	100%	80%	100%	80%	60%	100%	40%	80%	% satisfied
Department	1	2	3	4	5	6	7	8	9	10	11	12	Overall	
Computer Science - Students	16	13	15	17	15	15	15	14	13	16	14	13		Number satisfied
	20	20	20	20	20	20	20	20	20	20	20	20		Total responses
	80%	65%	75%	85%	75%	75%	75%	70%	65%	80%	70%	65%	73%	% satisfied
Department	1	2	3	4	5	6	7	8	9	10	11	12	Overall	
Computer Science - Alumni	5	5	5	5	5	5	5	3	5	5	5	4		Number satisfied
	5	5	5	5	5	5	5	5	5	5	5	5		Total responses
	100%	100%	100%	100%	100%	100%	100%	60%	100%	100%	100%	80%	95%	% satisfied

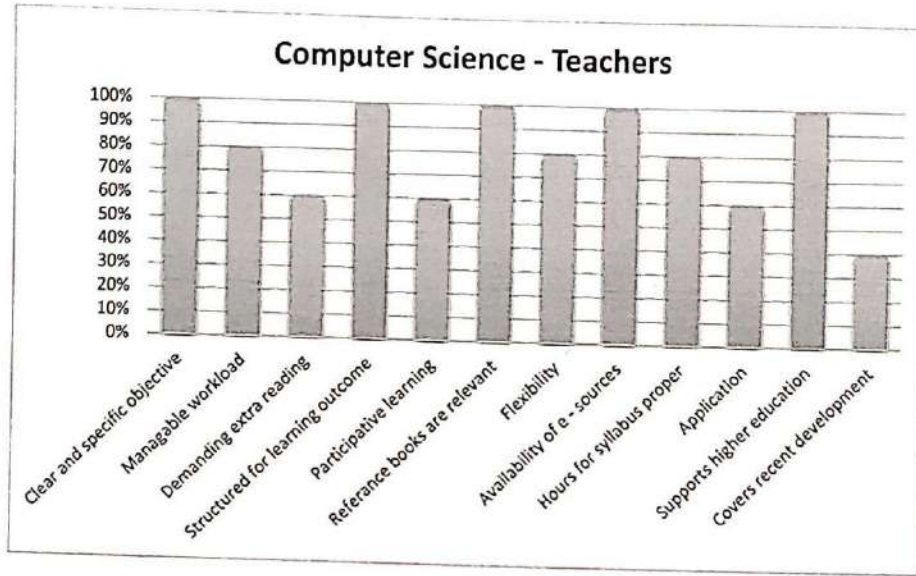


Fr. Dr. PAULACHAN K.J.
Principal

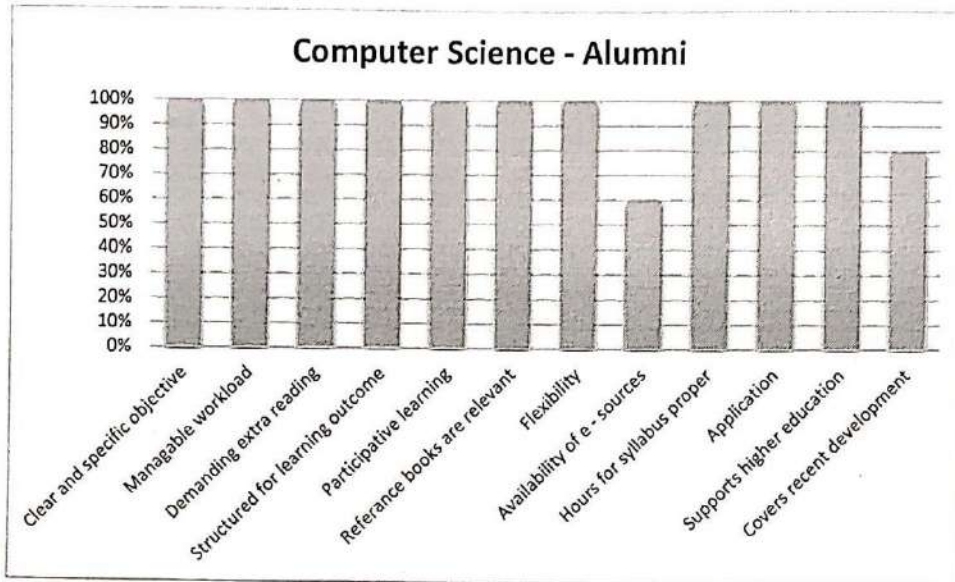
CHOD



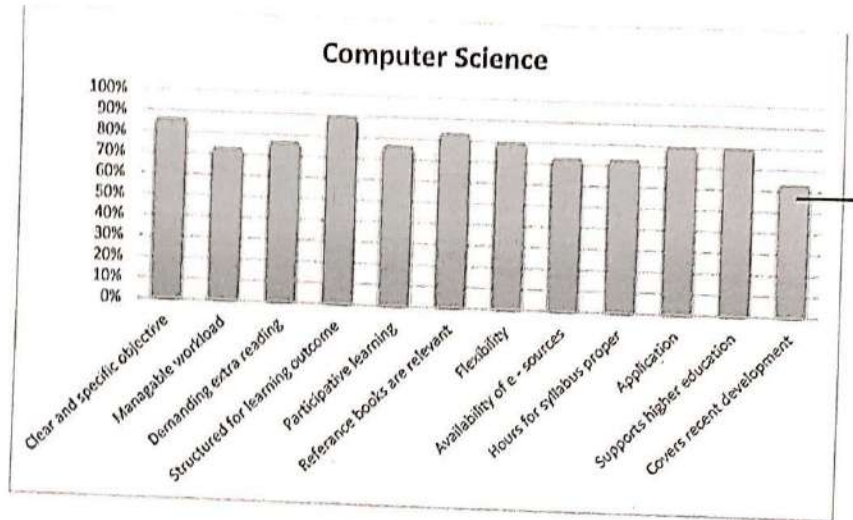
Fr. Dr. Paulachan R.J.
Fr. Dr. PAULACHAN R.J.
Principal



(Handwritten signature)
Fr. Dr. PAULACHAN K.J.
Principal



(HOD)
Fr. Dr. PAULACHAN K.J.
 Principal




J



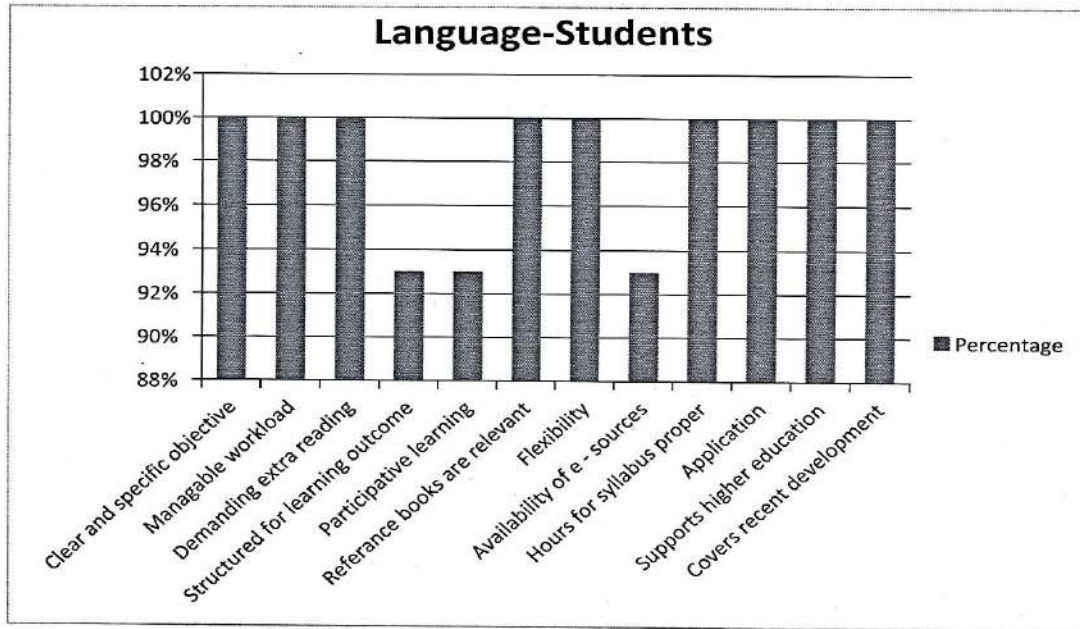
(HOD)
Fr. Dr. PAULACHAN K.J.
 Principal

Feedback Analysis -Department of Languages




Handwritten signature:
Chairman
Department of Languages





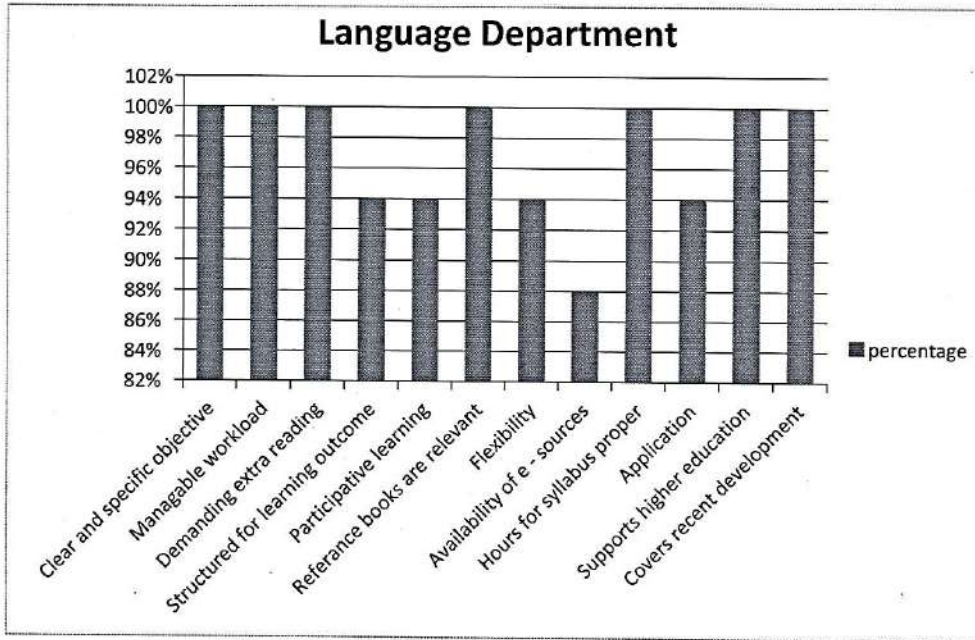
*Jan 11/15
Language*





*Chair
HOD
of
Language*

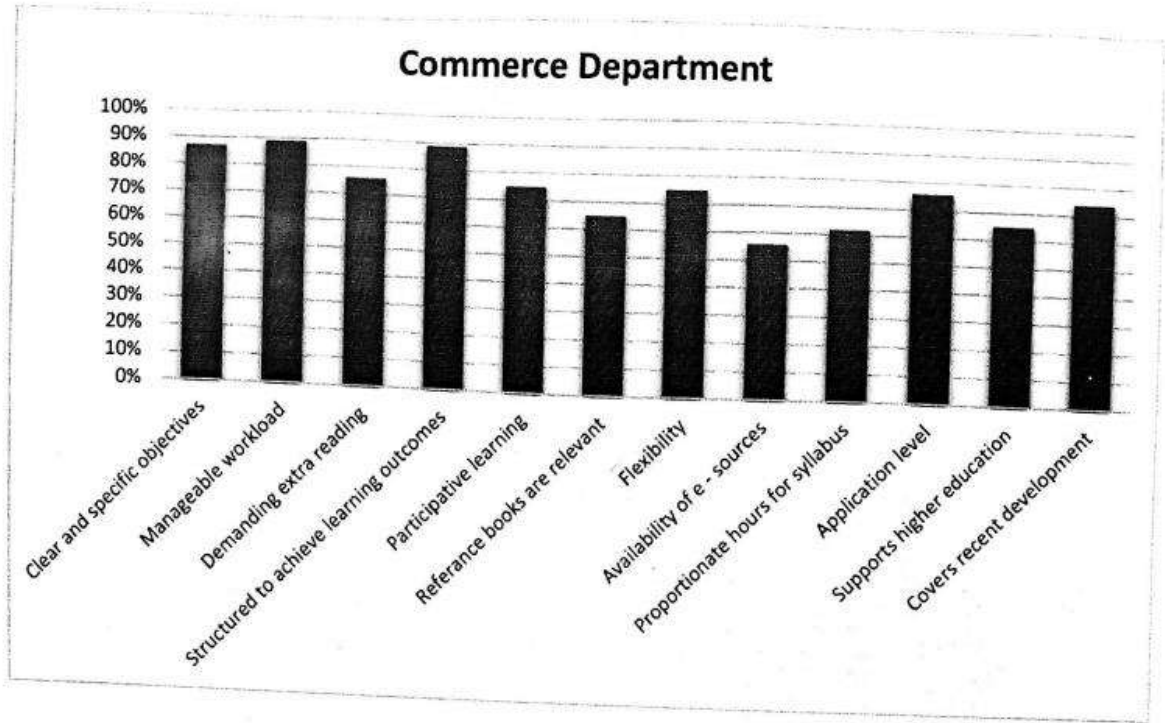




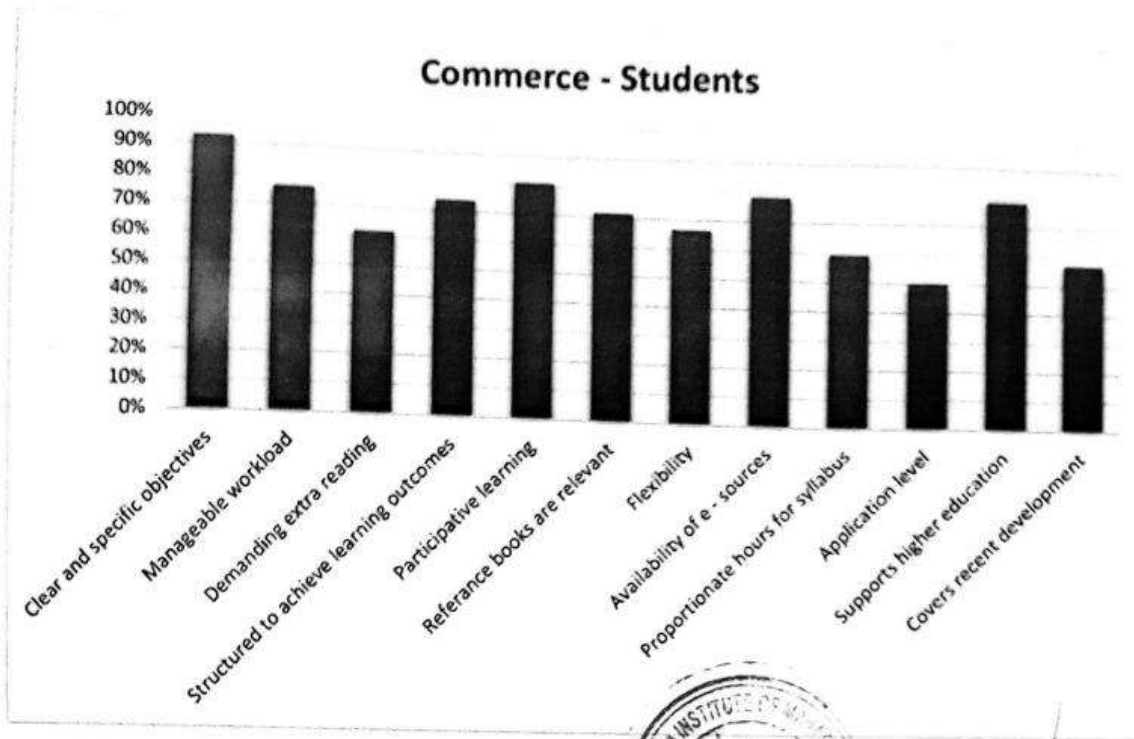
Green
100%
at
Language



Feedback Analysis -Department of Commerce

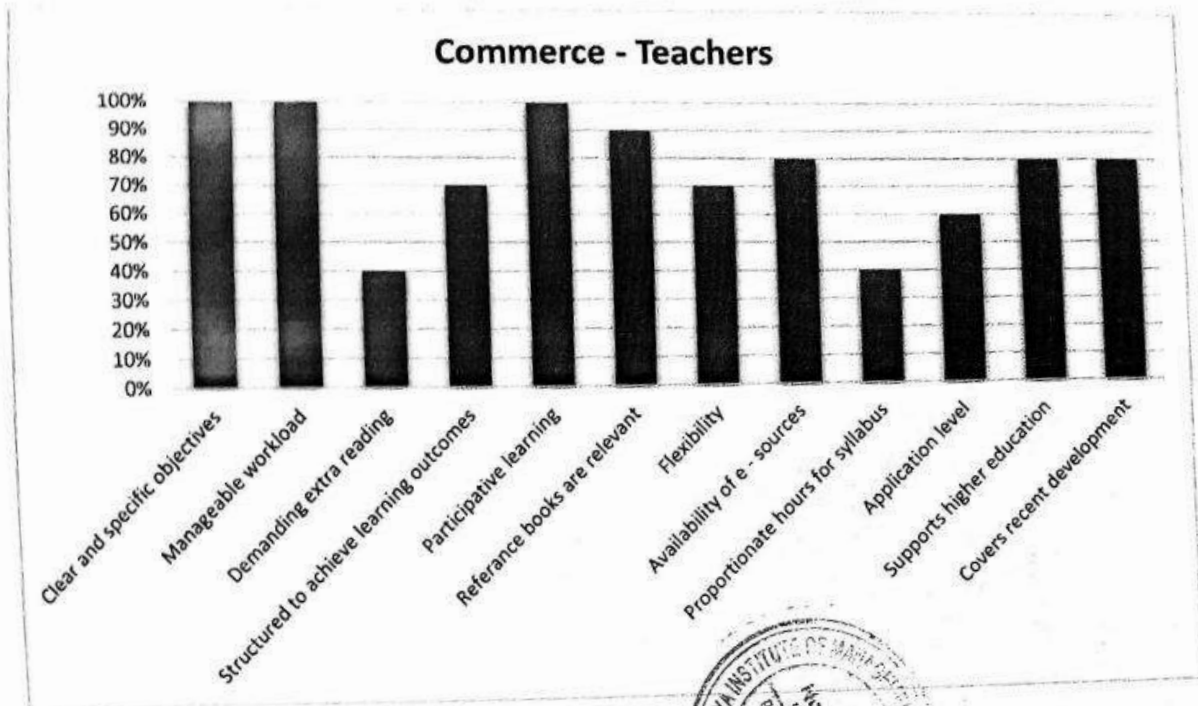


[Handwritten Signature]
Head




[Handwritten Signature]
HOD

To reach the unreachable



[Handwritten signature]



[Handwritten Signature]
HOD

Feedback Analysis -Department of Hotel Management

1.4 Feedback System

1.4.1 Structured feedback on curriculum obtained from the following stakeholders, for design and review of syllabus on Calicut university Choice Based Credit System (CBCS).

1. Students : 12
2. Teachers : 5
3. Alumni : 5

Department of Hotel Management (2019-2020)

Analysis on feedback on curriculum

Please note the following outcome from the feedback we have conducted at various levels.

Total 12 questions were raised touching the various aspects of the teaching learning process.

Thirty six percentage of the stakeholders responded excellent and 57 percentage marked as very good and 7 percentage marked as good for the first question that is “ The course objectives are clear and specific”. It shows that stakeholders are clear and specific to this point.

The second question was “ the course workload is manageable throughout the course” , most of them responded positively and 52 % of respondents were marked very good.


The third question was the “ extent to which the syllabus demands extra reading by the student”- where 94 percentage of stakeholders agree to this point and said yes extra reading is inevitable.

The fourth question was focusing on whether the course is structured to achieve the learning outcomes- here everybody except one respondent agreed and stated that the course is structured well

The fifth question was whether the learning and teaching methods encouraged participation- most of them have given a very good feedback and stated that the methodology used really encourage the participation of students.

The sixth area of feedback was whether the recommended reference books were relevant or not. About 34 percent of the respondents were marked excellent , 39 percentage marked very good and 27 percent marked good. It shows that the reference books recommended were appropriate.

Regarding the flexibility of syllabus in core course many of them except four respondents were in the opinion that there is flexibility in the syllabus, hence the syllabus is designed by the University the college does not have any input regarding the flexibility of the syllabus.



In case of the availability of the syllabus based e-resources, all respondents except 2 have given positive feedback.

In regards to the proportion of the syllabus to the number of hours available, all of them agree and said that the proposition of hours allotted is correct and manageable. It shows accuracy in allotment of hours in respect to syllabus by the college.

Application level of the syllabus, all of them have given excellent, very good feedback, it shows that the syllabus is updated and relevant.

87 % of the students agreed that the program will support higher education for those who are opting for it.

Most of the stakeholders agree that the syllabus is touching the latest developments regarding the program.

A handful of students recommended the latest cutlery sets to the labs.

With this above feedback analysis we can conclude that most of the stakeholders agree that present curriculum is good and is helpful for building a base for a better career growth in the industry and helps to be good social being.


Prepared by : HOD, Department of Hotel Management

